



INDIAN SCHOOL AL WADI AL KABIR

DEPARTMENT OF EVS [2023 – 2024]

LESSON: **TEETH AND TONGUE**

WORKSHEET 1

RESOURCE PERSON: Ms. Rainha Peter

NAME: _____ CLASS: IV SEC: _____ DATE: _____

I. Choose and circle the correct option.

1. The portion of the tooth inside the gum, which is not visible is called the _____.

- a) crown b) root c) enamel d) plaque

2. Teeth begin to appear at the age of _____.

- a) two months b) two years c) six months d) six years

3. _____ hold our teeth in place.

- a) enamel b) tartar c) crown d) gums

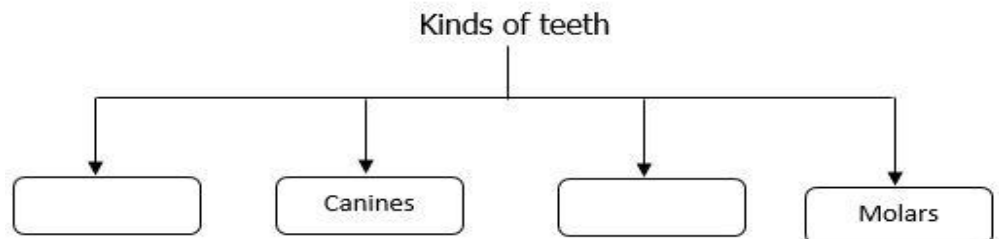
4. Select the correct option to fill in the empty boxes of the given flow chart.

a) incisors and dentine

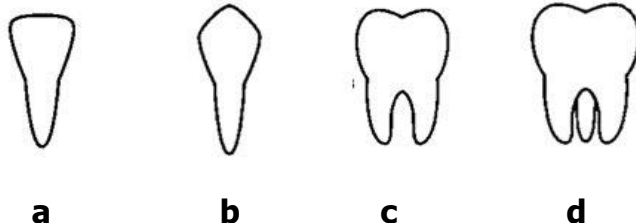
b) enamel and crown

c) dentine and premolars

d) incisors and premolars



5. Select the image of the tooth that helps us in cracking food.



6. Raju went to the dentist to remove the yellow substance deposited on his teeth. What is the substance termed as?

- a) nerves b) dental floss c) tartar d) enamel

II. Establish the relationship and complete the following.

1. milk teeth : 20 : : permanent teeth : _____
2. _____ : above the gum : : root : inside the gums
3. incisors : cutting teeth : : _____ : tearing teeth
4. outer layer of tooth : _____ : : centre of tooth : pulp

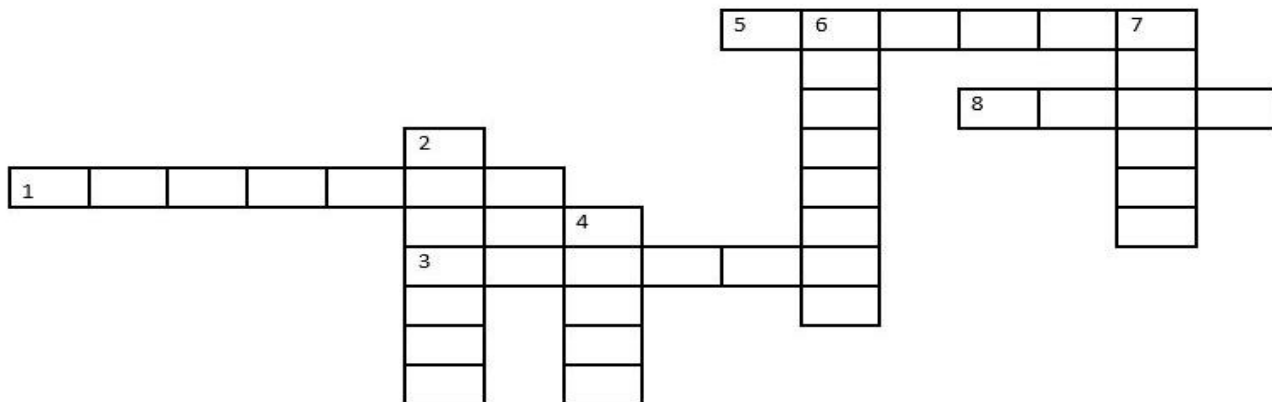
III. Solve the crossword puzzle.

Across:

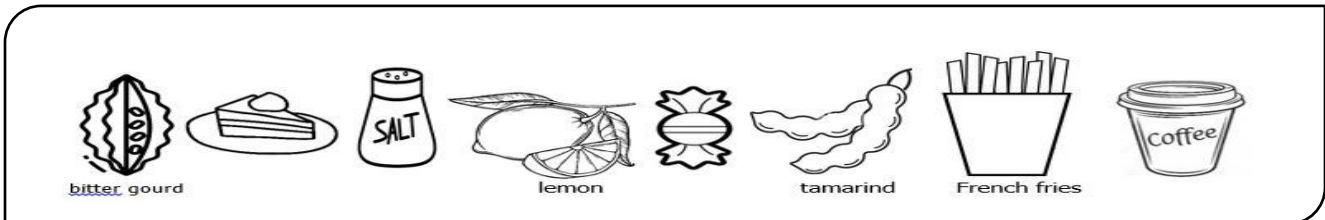
1. A kind of teeth that are two in each jaw.
3. A yellow substance that covers unclean teeth.
5. The last four tooth that comes out between the age of 20 and 30.
8. The centre of each tooth.

Down:

2. The main part of the tooth.
4. The portion of the tooth seen above the gum.
6. A kind of teeth that have sharp straight edges.
7. A kind of teeth that helps us in grinding the food.



IV. Classify the given foods according to their taste and draw them in the appropriate column.



Sweet	Sour	Bitter	Salty

